

Shotley Parish Plan

Young Peoples Questionnaire Summary

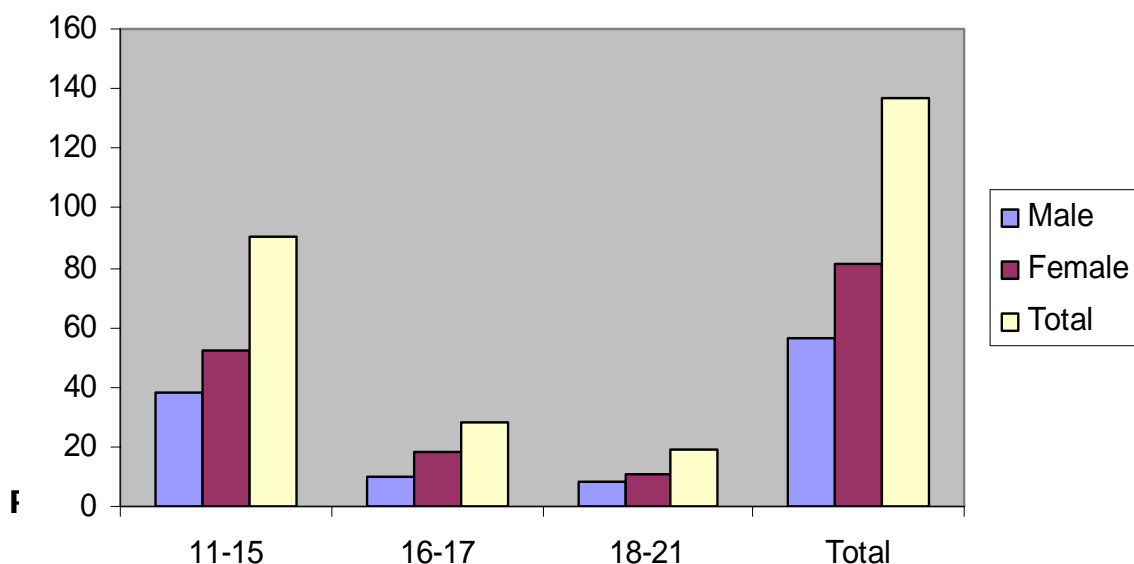
1. Young Peoples Questionnaire

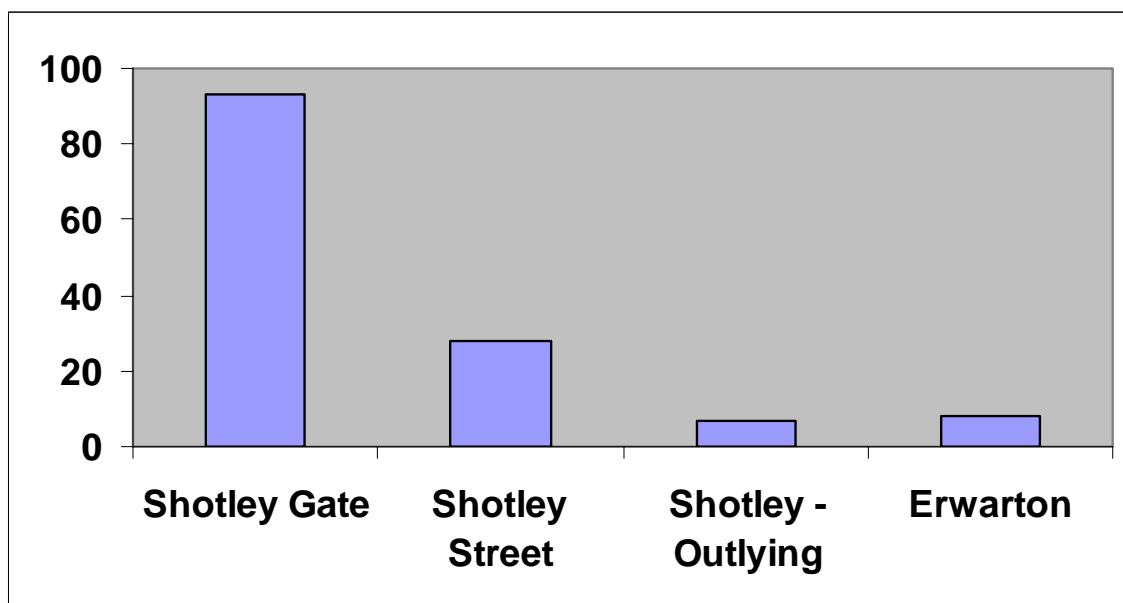
- Designed to seek views of young people aged between 11 and 21 (inclusive)
- Total of 18 questions exploring:
 - Local facilities & activities
 - Safety – do young people feel safe?
 - Youth Council
 - Transport – how young people get around
 - Education and employment
 - Communications
- Geographic segmentation
 - Shotley Gate, Shotley Street, Shotley Outlying & Erwarton

2. Returns Summary

- Total returns = 137
 - Return rate = X% (Note: how many were distributed?)
 - 57 male (42%), 79 female (58%)
- Age distribution
 - 11-15, 16-17, 18-21 (see slide 4)
- Geographic segmentation
 - Shotley Gate, Street, Outlying & Erwarton (for details see slide 5)
- 3.7% (5) of respondents consider themselves to have a disability

Age Distribution of Sample



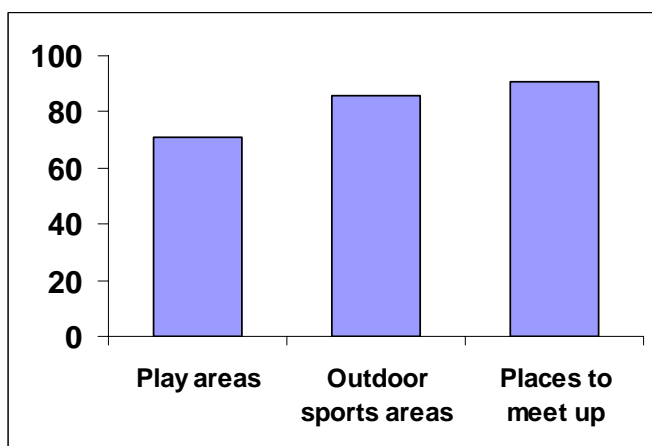


3. Findings


- Local Facilities and Activities
- Do young people feel safe?
- Youth Council – a voice for the young?
- Transport
- Education and employment
- How young people find out about local events and communicate?

Local Facilities and Activities:

- Young People want more of everything 😊
 - Play & sports areas
 - Activities & clubs (you name it, they want it!)
- 'Places to meet up' is top of the list
 - 66% in favour of more places to meet with friends



“A place for young people to drop in and meet friends, have a cake or something. Maybe have a film shown in the village hall sometimes.”

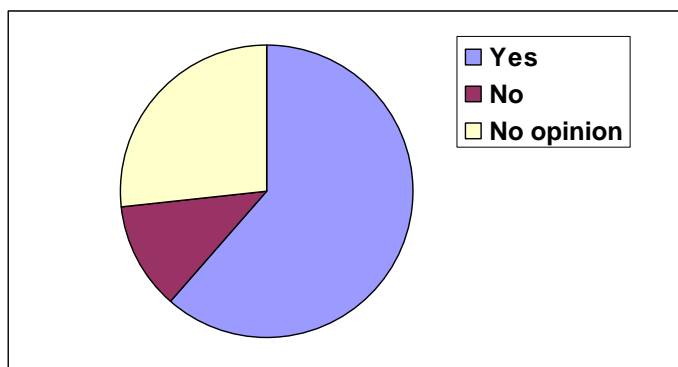


Do young people feel safe?

- Questions 8/9: “Are there any areas in the villages where you feel unsafe?”
 - 131 respondents
 - 26 (nearly 20%) answered ‘Yes’
- Comments reflect a mixture of concerns
 - Road safety/speeding cars (also strongly reflected in the main household questionnaire)
 - Dark/unlit places and/or footpaths

Youth Council - a formal voice for Young People?

- Question 17: Do you think that the villages of Shotley and Erwarton should have a Youth Council to enable young people to have a say on the things that affect them locally?
 - majority support (61%) for some form of youth council



***The youth council is a great idea
for teenagers
to get involved in !***



Transport

- Question 10 designed to investigate issues related to getting around the area
- Mix of cycling/walking/public transport/lifts
- Public transport
 - 20 (15%) responded that “journeys are difficult and expensive” but more (32 = 25%) responded that they could “get to places easily”
 - A few comments suggest ‘missing timetables’ and unpredictable timing for local bus/buzabout

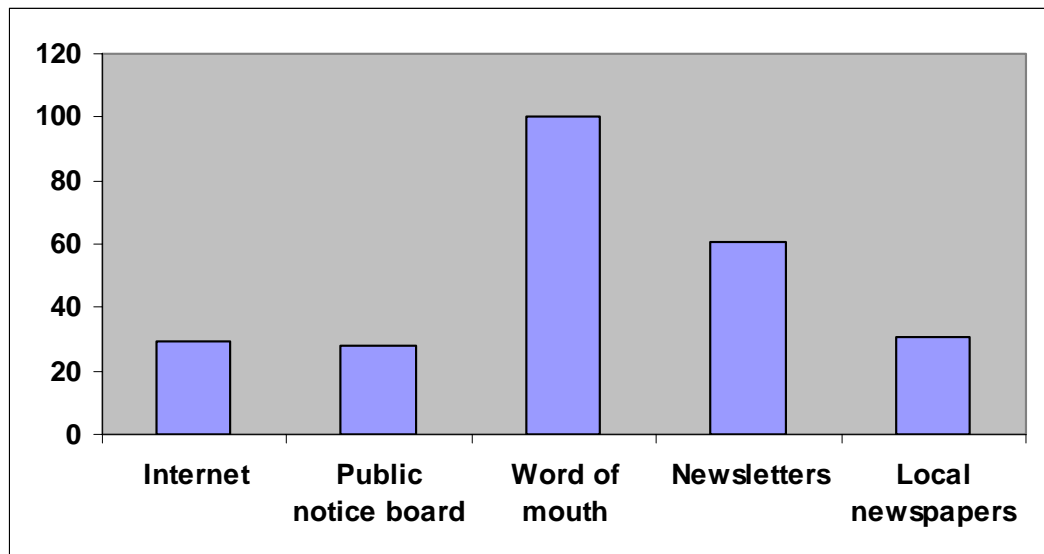
Education and Employment

- Education
 - 85% (117) in full time education
- Employment
 - 9% (12) in full-time employment
 - 9.5% (13) in part-time employment
 - 2.2% (3) unemployed**

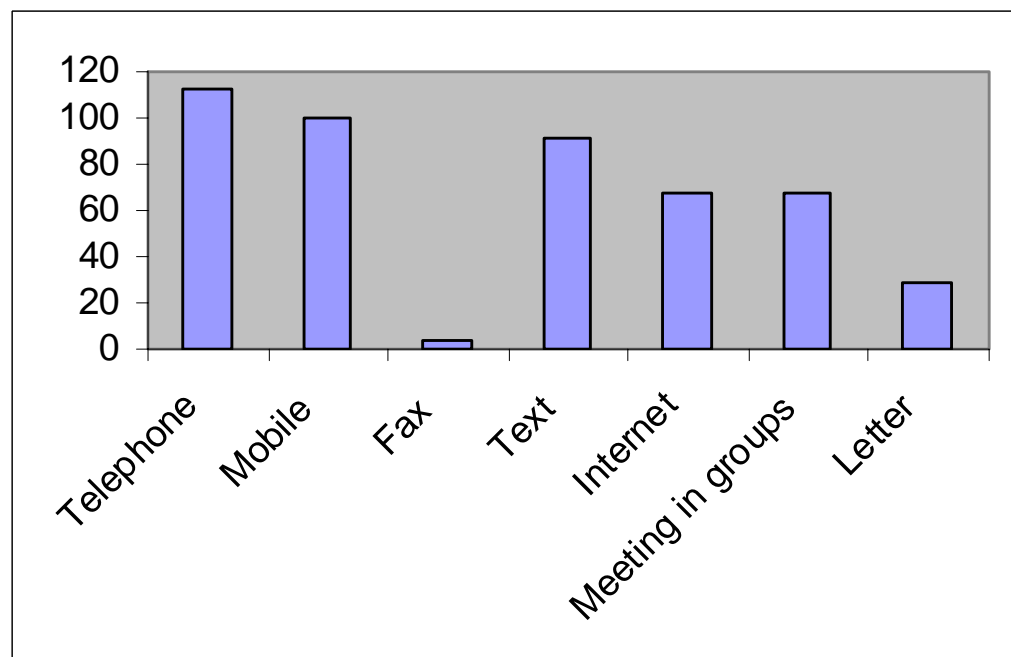
***** Closer to 3 out of 20 (15%) - noting that 117 of the 137 sample are in full-time employment - but not clear if looking for work ! Comments do NOT reflect (un)employment as being an issue.***

4. Communications

How do you find out about local events?



How do you communicate with people you know?



5. Summary and Next Steps

- Very good response to the Youth Questionnaire
- Some clear findings
- More analysis needed
 - Shotley Gate returns form 68% of data
 - Need to investigate responses by geographic area